

Knights of the Rectangle
Lesson Outline
Episode 2

Passage: 1 Samuel 17

LEARN IT

Discouragement can come from anywhere and it can feel like a giant that can't be overcome. David's eyes looked past Goliath and focused on God.

LINK IT

Life is full of problems. Sometimes our problems feel huge and sometimes pretty scary. Often we want God to take our problems away, but He doesn't. Why is that? Because there is something in the midst of the problem God wants us to learn. God wants us to be ready to trust Him quickly.

COMPASS POINT

“When fear starts to rise, refocus your eyes.”

LIVE IT

When people see you trusting God, they are reminded to step up their trust too. When David was out facing Goliath everyone was watching. David reminded everyone that God was more powerful than any problem that comes along. You can be a David too by reminding others to get their eyes off the problem and on to God.

If God is your strength, you need not fear, you need not be discouraged. Always be *ready* to point others to God.

MEMORY MAX

**When I am afraid, I will trust in you.
Psalm 56:3 (NIV)**

Knights of the Rectangle

Lesson #2 A Knight is READY

The purpose of this lesson plan is to:

- Create a fun and interactive learning experience
- Provide teaching options in addition to the Leader Q Card
- Creatively revisit the Bible story featured in the teaching video
- Give kids an opportunity to further explore the application point

PROGRAM

Activity	Length of Segment	Running Time
Q Card: Discussion	15 minutes	Start-15 minutes
Picture: Bible Story	5 minutes	15-20 minutes
Play: Learning Activity	10 minutes	20-30 minutes
Plan: Group Commitment	5 minutes	30-35 minutes
Prayer: Prayer Cards	5 minutes	35-45 minutes

PREP

You will need:

- Dry erase board, chalkboard, or extra large piece of paper/poster board
- Marker for board or paper
- Paper and a pencil for each player
- Story Props (optional)
- Prayer Cards (1 per kid)
- MAP Books (1 per kid)

PICTURE (The Bible Story)

In this portion of your class time you have the opportunity to retell the Bible story presented earlier in the teaching video. The object is to paint a picture that kids will understand and remember. When telling the story, remember you are painting a picture for your viewers. Have fun and explore your creativity. Here are some ideas to make your storytelling more memorable:

- Try asking kids to act out the story as you read it aloud
- You might want to use pictures or props for: helmets and swords for David and Goliath, shepherd's staff, shepherd's bag with stones (you might try using ping pong balls), slingshot (you might try using a large plastic spoon)
- The characters in the story are: Saul, David, Goliath

David Fights Goliath
1 Samuel 17:32-51

"Don't worry about a thing," David told Saul. "I'll go fight this Philistine!"

"Don't be ridiculous!" Saul replied. "There is no way you can go against this Philistine. You are only a boy, and he has been in the army since he was a boy!"

But David persisted. "I have been taking care of my father's sheep," he said. "When a lion or a bear comes to steal a lamb from the flock, I go after it with a club and take the lamb from its mouth. If the animal turns on me, I catch it by the jaw and club it to death. I have done this to both lions and bears, and I'll do it to this pagan Philistine, too, for he has defied the armies of the living God! The Lord who saved me from the claws of the lion and the bear will save me from this Philistine!"

Saul finally consented. "All right, go ahead," he said. "And may the Lord be with you!"

Then Saul gave David his own armor--a bronze helmet and a coat of mail. David put it on, strapped the sword over it, and took a step or two to see what it was like, for he had never worn such things before. "I can't go in these," he protested. "I'm not used to them." So he took them off again. He picked up five smooth stones from a stream and put them in his shepherd's bag. Then, armed only with his shepherd's staff and sling, he started across to fight Goliath.

Goliath walked out toward David with his shield bearer ahead of him, sneering in contempt at this ruddy-faced boy. "Am I a dog," he roared at David, "that you come at me with a stick?" And he cursed David by the names of his gods. "Come over here, and I'll give your flesh to the birds and wild animals!" Goliath yelled.

David shouted in reply, "You come to me with sword, spear, and javelin, but I come to you in the name of the Lord Almighty--the God of the armies of Israel, whom you have defied. Today the Lord will conquer you, and the whole world will know that there is a God in Israel! And everyone will know that the LORD does not need weapons to rescue His people. It is His battle, not ours. The LORD will give you to us!"

As Goliath moved closer to attack, David quickly ran out to meet him. Reaching into his shepherd's bag and taking out a stone, he hurled it from his sling and hit the Philistine in the forehead. The stone sank in, and Goliath stumbled and fell face downward to the ground. So David triumphed over the Philistine giant with only a stone and sling.

PLAY

(Learning Activity)

In this portion of your class time you will lead your class in a fun and exciting activity that will help your kids apply the Bible lesson to their everyday lives.

"Ten Times to Trust Ten Totally Terrific Truths"

HOW TO START:

- **Ask each player to choose a partner**
- **Hand one piece of paper and pencils to each pair (play verbally with younger kids)**
- **Write the Ten Truths on a chalkboard, dry erase board, or large piece of paper/poster board (see the truths below)**

HOW TO PLAY:

- **Say, "This game is called Ten Times to Trust Ten Totally Terrific Truths. Can you say that ten times together? Let's try. This game will help us to think about the truths we know about God. We can refocus on God by remembering who He is, what He has done, and what He has promised to do."**
- **Ask the kids to number their papers 1-10.**
- **Read situation #1 (see situations below).**
- **Ask the pairs to choose one truth off of the board that they think would help them to trust God in this situation. Ask the pairs to write their truths down under #1. There are NO wrong answers. Many verses could match each situation**
- **Ask the kids, "Which truth did you choose and why did you choose it?"**
- **Choose volunteers to share their answers.**
- **Repeat all steps for the remaining 10 situations.**

SITUATIONS

- **What truth will help you trust God when someone is picking on you or a friend at school?**
- **What truth will help you trust God when your family does not have enough money to buy the things you need?**
- **What truth will help you trust God when you have a really hard test?**
- **What truth will help you trust God when you have to move to a new school where you do not know anyone?**
- **What truth will help you trust God when someone is very sick in your family?**
- **What truth will help you trust God when someone you love dies?**
- **What truth will help you trust God when you do not feel like you are good enough at something?**
- **What truth will help you trust God when you do not like the way you look?**
- **What truth will help you trust God when your family is having problems?**
- **What truth will help you trust God when things happen that you do not understand?**

TEN TRUTHS

- **God is powerful.**
- **God is love.**
- **God has a plan for my life.**
- **God created me.**
- **God takes care of his children.**
- **God will live with me forever.**
- **God sent Jesus to die on the cross for me.**
- **God knows everything.**

- **God is everywhere.**
- **God is forgiving.**

PLAN

(Group Commitment)

In this portion of your class time you have the opportunity to lead your group to make a commitment. You may select any ONE of the options provided or your group may create its own. Encourage the kids to write their commitments on their Prayer Cards so you can be praying for them during the week.

Commitment Options:

- **Every time you feel afraid or worried this week, stop and ask God to help you.**
- **Make a list of all the truths you know about God.**
- **Read the story of David and Goliath. Draw a picture of the story and hang it up in your house. When you look at the picture, remember that God is more powerful than any problem that comes along**

PRAYER

In this portion of your class time, have your kids fill out the Prayer Card. Take the cards home and pray for your kids throughout the week. End your time together by praying for your group commitment.

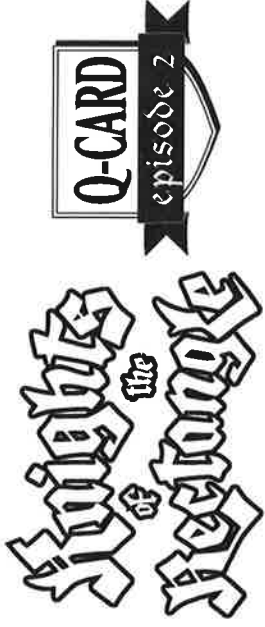
Hand out prayer cards

- **Ask kids to fill in their commitments in the space provided**
- **Ask kids to fill in their prayer requests in the space provided**
- **Collect cards so you can take them home and pray for your kids**
- **Close in prayer**

God, You created us. You love us. You are forgiving and more powerful than any problem we could ever have. Help us to remember who You are. Help us to remember the truths we know about You. Each time we are afraid or worried this week, help us to refocus on You. We want to trust You with everything in our lives. And please help us to do what we have committed to do this week. In Jesus' name, Amen.

Remember to...

- **Hand out the MAP Books.**
- **Encourage kids to complete at home with an adult and bring back next week!**



Have you ever encountered a problem you thought would never go away?

Describe to your group a time you encountered a huge problem or difficulty as a child.

Ask the kids why we try to avoid and hide from problems?

Think about David's brothers. List as many reasons you can of why David's brothers were afraid to challenge Goliath.

What was the difference between David and his brothers?

What are the similarities between a giant and discouragement?

Imagine you are David's brothers. Where are you hiding? What do you do when you hear Goliath? What are you feeling when Goliath shows up? Share your thoughts.

What allowed David to move beyond his fear into action?

Have someone read **Psalms 56:3** out loud to your group. Do you think David was safe or afraid when he wrote these words? Why?

Brainstorm as a group actual ways you can remind yourself that God is in control and why you can trust him.


Why do we forget to actually trust God when problems come along?

Think about it! David was out watching sheep. He wasn't a soldier. No one was expecting him to do anything about Goliath. What "heart after God" habits do you think David was practicing in the field long before he ever faced Goliath?

As a group, share real life situations you have encountered that can create fear.

What "heart after God" habit would you like to see increase in your own life?

Pass out the prayer cards and ask your group to write down the commitment they made so you can pray for them this week.



Have you ever encountered a problem you thought would never go away?

Describe to your group a time you encountered a huge problem or difficulty as a child.

Ask the kids why we try to avoid and hide from problems?

Think about David's brothers. List as many reasons you can of why David's brothers were afraid to challenge Goliath.

What was the difference between David and his brothers?

What are the similarities between a giant and discouragement?

Imagine you are David's brothers. Where are you hiding? What do you do when you hear Goliath? What are you feeling when Goliath shows up? Share your thoughts.

What allowed David to move beyond his fear into action?

Have someone read **Psalms 56:3** out loud to your group. Do you think David was safe or afraid when he wrote these words? Why?

Brainstorm as a group actual ways you can remind yourself that God is in control and why you can trust him.


Why do we forget to actually trust God when problems come along?

Think about it! David was out watching sheep. He wasn't a soldier. No one was expecting him to do anything about Goliath. What "heart after God" habits do you think David was practicing in the field long before he ever faced Goliath?

As a group, share real life situations you have encountered that can create fear.

What "heart after God" habit would you like to see increase in your own life?

Pass out the prayer cards and ask your group to write down the commitment they made so you can pray for them this week.



Have you ever encountered a problem you thought would never go away?

Describe to your group a time you encountered a huge problem or difficulty as a child.

Ask the kids why we try to avoid and hide from problems?

Think about David's brothers. List as many reasons you can of why David's brothers were afraid to challenge Goliath.

What was the difference between David and his brothers?

What are the similarities between a giant and discouragement?

Imagine you are David's brothers. Where are you hiding? What do you do when you hear Goliath? What are you feeling when Goliath shows up? Share your thoughts.

What allowed David to move beyond his fear into action?

Have someone read **Psalms 56:3** out loud to your group. Do you think David was safe or afraid when he wrote these words? Why?

Brainstorm as a group actual ways you can remind yourself that God is in control and why you can trust him.

Why do we forget to actually trust God when problems come along?

Think about it! David was out watching sheep. He wasn't a soldier. No one was expecting him to do anything about Goliath. What "heart after God" habits do you think David was practicing in the field long before he ever faced Goliath?

As a group, share real life situations you have encountered that can create fear.

What "heart after God" habit would you like to see increase in your own life?

Pass out the prayer cards and ask your group to write down the commitment they made so you can pray for them this week.



EPISODE 2

LEADER PRAYER GUIDE

- Hand out prayer cards
- Explain to kids that you will be praying for their requests throughout the week
- Ask kids to write their prayer requests
- Collect cards and take them home to pray for your kids
- Close in prayer

God, You created us. You love us. You are forgiving and more powerful than any problem we could ever have. Help us to remember who You are. Help us to remember the truths we know about You. Each time we are afraid or worried this week, help us to refocus on You. We want to trust You with everything in our lives. And please help us to do what we have committed to do this week. In Jesus' name, Amen.

- Hand out the **MAP Books** and remind kids to complete them and bring them back next week

Praying for your kids each week is a valuable commitment. It is important to be respectful of kids' privacy, but also put the cards in a place where you will remember to pray daily. They can be kept with your daily devotional materials, hung on a bulletin board, or even folded inside out and propped up in a place where you will see them frequently.



EPISODE 2

LEADER PRAYER GUIDE

- Hand out prayer cards
- Explain to kids that you will be praying for their requests throughout the week
- Ask kids to write their prayer requests
- Collect cards and take them home to pray for your kids
- Close in prayer

God, You created us. You love us. You are forgiving and more powerful than any problem we could ever have. Help us to remember who You are. Help us to remember the truths we know about You. Each time we are afraid or worried this week, help us to refocus on You. We want to trust You with everything in our lives. And please help us to do what we have committed to do this week. In Jesus' name, Amen.

- Hand out the **MAP Books** and remind kids to complete them and bring them back next week

Praying for your kids each week is a valuable commitment. It is important to be respectful of kids' privacy, but also put the cards in a place where you will remember to pray daily. They can be kept with your daily devotional materials, hung on a bulletin board, or even folded inside out and propped up in a place where you will see them frequently.



EPISODE 2

LEADER PRAYER GUIDE

- Hand out prayer cards
- Explain to kids that you will be praying for their requests throughout the week
- Ask kids to write their prayer requests
- Collect cards and take them home to pray for your kids
- Close in prayer

God, You created us. You love us. You are forgiving and more powerful than any problem we could ever have. Help us to remember who You are. Help us to remember the truths we know about You. Each time we are afraid or worried this week, help us to refocus on You. We want to trust You with everything in our lives. And please help us to do what we have committed to do this week. In Jesus' name, Amen.

- Hand out the **MAP Books** and remind kids to complete them and bring them back next week


Praying for your kids each week is a valuable commitment. It is important to be respectful of kids' privacy, but also put the cards in a place where you will remember to pray daily. They can be kept with your daily devotional materials, hung on a bulletin board, or even folded inside out and propped up in a place where you will see them frequently.



God didn't make Goliath go away. In fact, because David faced the giant, he reminded everyone that God is bigger than any problem that comes along.

Your MISSION this week:

Rock your problem! Find a smooth stone about the size of the palm of your hand. On one side write down a word or two that will remind you of a problem in your life right now. On the other side of the stone write **Psalm 56:3**. When you see the stone, say the verse quietly to yourself as a reminder to keep those eyes up on God.



YES, I,

your name here

Parent's Signature

have completed this week's M.A.P. book!

KIDMO™ MAP BOOK
MISSION ACTION PLAN

Knights of Rectitude



episode 2

Heart It!

We Hereby Decree:

Fear can distract us from having a heart after God.


"Will afraid I when I you trust am in."

-Psalm 56:3

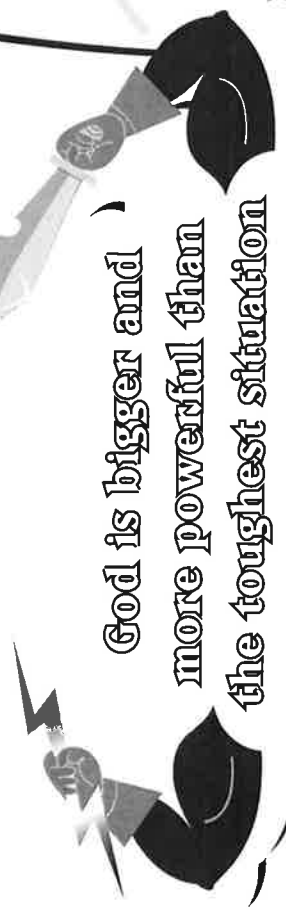
HA! Didn't make much sense did it?

Let's try it again. See if you can put the verse in the right order. If you can't remember, look it up!

Psalm 56:3



That's better. It's important to have things in the right order. When we find ourselves becoming fearful, we need to refocus on the right things in the right order: Focus on God first, and then face our problems.



God is bigger and more powerful than the toughest situation we could ever face.



Heart It!

Often, God doesn't get rid of your problems, but He will give you the courage to get through the battles you face every day.

Let's begin with God's promise of protection! The 4 thoughts in this verse would make a great prayer for anyone who has big problems. Read it for yourself.

Psalm 118:6-7. "Lord, I know you are with me. I will not be afraid. What can people do to me? You are my helper." (Kidmo paraphrase)

Quick Quiz

① "Lord, I know you are with me." (Circle your answer)

I totally believe this.

Sometimes I believe this.

I'm not so sure.

② "I will not be afraid."

True False

③ "What can people do to me?" List it out:

④ "You are my helper."

I have experienced God's help.

I have not experienced God's help.

Write this verse down as a prayer and carry it around with you this week. Review it daily until you have it memorized. Be bold and believe it!



"When _____ starts to rise, _____ your eyes."

Water Snow Fear Open Focus
Lunch Refocus

Which word fits best in the blanks?



Poke Reposition