

**Knights of the Rectangle
Lesson Outline
Episode 5**

Passage 1 Samuel 25

LEARN IT

Pride can keep us from having a humble heart that seeks God.

LINK IT

When we feel like others aren't treating us as well as we think we deserve, that's when pride kicks in. Pride says, "Nobody does that to me!" God says, if you're going to have a heart after me, you're going to have to learn to be humble.

COMPASS POINT

"You cannot mumble while trying to be humble."

LIVE IT

Pride says you're always the most important person. Pride likes to mumble. When I mumble I'm only thinking about myself. I'm not thinking about living everyday totally as God's own.

To have a heart after God we've got to let go of our pride. LETGO stands for Living Every day Totally as God's Own. That's what it means to have a heart after God. To get your eyes off yourself and back onto Him. Give God your everything, every day.

MEMORY MAX

**Though the LORD is great, He cares for the humble,
but He keeps His distance from the proud.**

Psalm 138:6

Knights of the Rectangle

Lesson #5

A Good Knight is HUMBLE

The purpose of this lesson plan is to:

- Create a fun and interactive learning experience
- Provide teaching options in addition to the Leader Q Card
- Creatively revisit the Bible story featured in the teaching video
- Give kids an opportunity to further explore the application point

PROGRAM

Activity	Length of Segment	Running Time
Q Card: Discussion	15 minutes	Start-15 minutes
Picture: Bible Story	5 minutes	15-20 minutes
Play: Learning Activity	10 minutes	20-30 minutes
Plan: Group Commitment	5 minutes	30-35 minutes
Prayer: Prayer Cards	5 minutes	35-45 minutes

PREP

You will need:

- Large plastic plates (a set of 2 for each group, 1 labeled “pride” and the other labeled “humility”)
- Game Prizes (optional)
- Story Props (optional)
- Prayer Cards (1 per kid)
- MAP Books (1 per kid)

PICTURE

(The Bible Story)

In this portion of your class time you have the opportunity to retell the Bible story presented earlier in the teaching video. The object is to paint a picture that kids will understand and remember. When telling the story, remember you are painting a picture for your viewers. Have fun and explore your creativity. Here are some ideas to make your storytelling more memorable:

- Try asking kids to act out the story as you read it aloud
- You might want to use pictures or props for: swords, gifts for David (bread, sheep, raisin cakes, figs)
- The characters in the story are: David, David’s Men, Nabal, Nabal’s Servant, Abigail (Nabal’s wife)

David, Nabal, and Abigail
(Selected Verses from 1 Samuel 25:4-35)

When David heard that Nabal was shearing his sheep, he sent ten of his young men to Carmel. He told them to deliver this message: "Peace and prosperity to you, your family, and everything you own! Would you please be kind to us, since we have come at a time of celebration? Please give us any provisions you might have on hand." David's young men gave this message to Nabal and waited for his reply.

"Who is this fellow David?" Nabal sneered. "Who does this son of Jesse think he is? There are lots of servants these days who run away from their masters. Should I take my bread and water and the meat I've slaughtered for my shearers and give it to a band of outlaws who come from who knows where?" So David's messengers returned and told him what Nabal had said.

"Get your swords!" was David's reply as he strapped on his own. Four hundred men started off with David, and two hundred remained behind to guard their equipment.

Meanwhile, one of Nabal's servants went to Abigail and told her. Abigail lost no time. She quickly gathered two hundred loaves of bread, two skins of wine, five dressed sheep, nearly a bushel of roasted grain, one hundred raisin cakes, and two hundred fig cakes. She packed them on donkeys and said to her servants, "Go on ahead. I will follow you shortly." But she didn't tell her husband what she was doing.

As she was riding her donkey into a mountain ravine, she saw David and his men coming toward her. When Abigail saw David, she quickly got off her donkey and bowed low before him. She fell at his feet and said, "I accept all blame in this matter, my lord. Please listen to what I have to say. I know Nabal is a wicked and ill-tempered man; please don't pay any attention to him. He is a fool, just as his name suggests. But I never even saw the messengers you sent.

"Now, my lord, as surely as the Lord lives and you yourself live, since the Lord has kept you from murdering and taking vengeance into your own hands, let all your enemies be as cursed as Nabal is. And here is a present I have brought to you and your young men. Please forgive me if I have offended in any way. The Lord will surely reward you with a lasting dynasty, for you are fighting the Lord's battles. And you have not done wrong throughout your entire life.

"Even when you are chased by those who seek your life, you are safe in the care of the Lord your God, secure in his treasure pouch! But the lives of your enemies will disappear like stones shot from a sling!

David replied to Abigail, "Praise the Lord, the God of Israel, who has sent you to meet me today! Thank God for your good sense! Bless you for keeping me from murdering the man and carrying out vengeance with my own hands."

Then David accepted her gifts and told her, "Return home in peace. We will not kill your husband."

PLAY

(Learning Activity)

In this portion of your class time you will lead your class in a fun and exciting activity that will help your kids apply the Bible lesson to their everyday lives.

“Pride vs. Humility”

HOW TO START:

- **Small Group Only: Divide kids into 2 teams**
- **Large Group Only: Divide kids into 4 teams**

HOW TO PLAY:

- **Say, “This game is called Pride vs. Humility. Humility is being humble. This game will help us understand more about what it is like to let go of pride and live humble lives.”**
- **One player from each team plays in round #1**
- **Players sit across from each other on the ground or at a table with their hands folded in their laps**
- **Place the 2 plates spread far apart in the middle of the table – 1 labeled “pride” and the other labeled “humility”**
- **The kids will listen to a Bible verse. As soon as the players hear either the word pride or humility, they will race to pick up the plate that matches the word in the verse. The plate CANNOT be picked up before the verse is read.**
- **HINT: There are some verses with BOTH words in them. For these verses, each plate is worth 10 points, so encourage the kids to finish listening carefully to the whole verse.**
- **HINT: The questions in the question round will all be from the Bible verses read, so encourage the kids to listen carefully to the verses**
- **Begin round #1**
- **Read the first Bible verse (see Bible Verses below)**
- **Players race to pick up the correct plate**
- **Whoever picks up the correct plate earns 10 points for his/her team**
- **Choose one more player from each team to play in round #2**
- **Repeat all steps for 9 more rounds**
- **Begin the Question Round**
- **Read the questions to all players**
- **Ask the first question (see questions below)**
- **First player to raise his/her hand answers the question**
- **A correct answer earns 10 points for his/her team**
- **Repeat all steps for the remaining questions**
- **The team with the most points at the end wins**

GAME OPTIONS

- **Hand out game prizes to all players**

BIBLE VERSES

- **Proverbs 8:13 All who fear the Lord will hate evil. That is why I hate PRIDE, arrogance, corruption, and perverted speech.**

- **Proverbs 29:23 PRIDE ends in humiliation, while HUMILITY brings honor.**
- **1 John 2:16 For the world offers only the lust for physical pleasure, the lust for everything we see, and PRIDE in our possessions. These are not from the Father. They are from this evil world.**
- **Titus 3:2 They must not speak evil of anyone, and they must avoid quarreling. Instead, they should be gentle and show true HUMILITY to everyone.**
- **Psalm 101:5 I will not tolerate people who slander their neighbors. I will not endure conceit and PRIDE.**
- **Colossians 3:12 Since God chose you to be the holy people whom he loves, you must clothe yourselves with tenderhearted mercy, kindness, HUMILITY, gentleness, and patience.**
- **Proverbs 29:23 PRIDE ends in humiliation, while HUMILITY brings honor.**
- **Philippians 2:3 Do nothing out of selfish ambition or vain conceit, but in HUMILITY consider others better than yourselves.**
- **James 3:13 Who is wise and understanding among you? Let him show it by his good life, by deeds done in the HUMILITY that comes from wisdom.**
- **2 Timothy 3:4 They will betray their friends, be reckless, be puffed up with PRIDE, and love pleasure rather than God.**
- **Psalm 73:8 They scoff and speak only evil; in their PRIDE they seek to crush others.**
- **Proverbs 22:4 True HUMILITY and fear of the LORD lead to riches, honor, and long life.**
- **Proverbs 11:2 PRIDE leads to disgrace, but with HUMILITY comes wisdom.**
- **Proverbs 13:10 PRIDE leads to arguments; those who take advice are wise.**

GAME QUESTIONS

- **What leads to riches, honor, and long life? (humility)**
- **What leads to arguments? (pride)**
- **Instead of speaking evil, what should we show to everyone? (humility)**
- **With what comes wisdom? (humility)**
- **People will want to crush others because of their what? (pride)**

PLAN

(Group Commitment)

In this portion of your class time you have the opportunity to lead your group to make a commitment. You may select any ONE of the options provided or your group may create its own. Encourage the kids to write their commitments on their Prayer Cards so you can be praying for them during the week.

Commitment Options:

- **Each time you feel like something is not fair to you this week say to yourself, “Be humble, don’t mumble”**
- **Make a list. Write “Ways to be Humble” at the top. Write down at least 5 ways that you can be humble in the things that you say and do**
- **Show humility to your family this week. Be extra helpful around the house. Think of ways you can serve them, and then try to use your ideas this week.**

PRAYER

In this portion of your class time, have your kids fill out the Prayer Card. Take the cards home and pray for your kids throughout the week. End your time together by praying for your group commitment.


Hand out prayer cards

- **Ask kids to fill in their commitments in the space provided**
- **Ask kids to fill in their prayer requests in the space provided**
- **Collect cards so you can take them home and pray for your kids**
- **Close in prayer**

God, we want to be people who humbly follow you. Help us to let go of our pride. Help us to realize that other people are important too. When people do things to us that are not fair or mean, help us to turn to you for help. Help us to walk in humility knowing that our lives are in your hands. We want to have smart hearts. We have learned that we are able to live a life pleasing to you. Help us to follow you closely everyday. And please help us to do the things we have committed to do this week. In Jesus' name, Amen.

Remember to...

- **Hand out the MAP Books**
- **Encourage kids to complete at home with an adult and bring back next week!**



How do you feel when others mistreat you?

Recall a time you were treated unfairly by a friend or family member. Did you fight back? What happened? Share your story with your group.

Ask: "Have you ever been treated unfairly?"

What does pride have to do with being treated poorly?

As a group, rate the scenarios from 1-10.

1 = No big deal and 10 = I'd totally get them back:

1. Someone embarrasses you for no reason.
2. Someone cuts in front of you in line.
3. Someone at school picks on you in front of your friends.
4. Your brother or sister takes the TV remote and changes the channel just to make you mad.

Talk about each scenario and answer the question, "What would humility look like in this situation?"

How does God feel about pride?

Have someone read **Psalm 138:6** out loud to your group.

Why do you think God responds the way He does to pride and humility?


Choosing to let go of pride takes thought and practice. With your group, create a two or three step game plan to help you choose humility when pride pops up.

Pass out the prayer cards and ask your group to write down the commitment they made so you can pray for them this week.

Review today's **Memory Max** with hand motions?

Psalm 138:6 "Though the LORD is great, He cares for the humble, but He keeps his distance from the proud."

Close in prayer asking God to create in the life of each child a heart after God.



How do you feel when others mistreat you?

Recall a time you were treated unfairly by a friend or family member. Did you fight back? What happened? Share your story with your group.

Ask: "Have you ever been treated unfairly?"

What does pride have to do with being treated poorly?

As a group, rate the scenarios from 1-10.

1 = No big deal and 10 = I'd totally get them back:

1. Someone embarrasses you for no reason.
2. Someone cuts in front of you in line.
3. Someone at school picks on you in front of your friends.
4. Your brother or sister takes the TV remote and changes the channel just to make you mad.

Talk about each scenario and answer the question, "What would humility look like in this situation?"

How does God feel about pride?

Have someone read **Psalm 138:6** out loud to your group.

Why do you think God responds the way He does to pride and humility?


Choosing to let go of pride takes thought and practice. With your group, create a two or three step game plan to help you choose humility when pride pops up.

Pass out the prayer cards and ask your group to write down the commitment they made so you can pray for them this week.

Review today's **Memory Max** with hand motions?

Psalm 138:6 "Though the LORD is great, He cares for the humble, but He keeps his distance from the proud."

Close in prayer asking God to create in the life of each child a heart after God.



How do you feel when others mistreat you?

Recall a time you were treated unfairly by a friend or family member. Did you fight back? What happened? Share your story with your group.

Ask: "Have you ever been treated unfairly?"

What does pride have to do with being treated poorly?

As a group, rate the scenarios from 1-10.

1 = No big deal and 10 = I'd totally get them back:

1. Someone embarrasses you for no reason.
2. Someone cuts in front of you in line.
3. Someone at school picks on you in front of your friends.
4. Your brother or sister takes the TV remote and changes the channel just to make you mad.

Talk about each scenario and answer the question, "What would humility look like in this situation?"

How does God feel about pride?

Have someone read **Psalm 138:6** out loud to your group.

Why do you think God responds the way He does to pride and humility?

Choosing to let go of pride takes thought and practice. With your group, create a two or three step game plan to help you choose humility when pride pops up.

Pass out the prayer cards and ask your group to write down the commitment they made so you can pray for them this week.

Review today's **Memory Max** with hand motions?

Psalm 138:6 "Though the LORD is great, He cares for the humble, but He keeps his distance from the proud."

Close in prayer asking God to create in the life of each child a heart after God.



EPISODE 5

LEADER PRAYER GUIDE

- Hand out prayer cards
- Explain to kids that you will be praying for their requests throughout the week
- Ask kids to write their prayer requests
- Collect cards and take them home to pray for your kids
- Close in prayer

God, we want to be people who humbly follow You. Help us to let go of our pride. Help us to realize that other people are important too. When people do things to us that are not fair or mean, help us to turn to You for help. Help us to walk in humility knowing that our lives are in Your hands. We want to have smart hearts. We have learned that we are able to live a life pleasing to You. Help us to follow You closely every day. And please help us to do the things we have committed to do this week. In Jesus' name, Amen.

- Hand out the **MAP Books** and remind kids to complete them and bring them back next week

Praying for your kids each week is a valuable commitment. It is important to be respectful of kids' privacy, but also put the cards in a place where you will remember to pray daily. They can be kept with your daily devotional materials, hung on a bulletin board, or even folded inside out and propped up in a place where you will see them frequently.



EPISODE 5

LEADER PRAYER GUIDE

- Hand out prayer cards
- Explain to kids that you will be praying for their requests throughout the week
- Ask kids to write their prayer requests
- Collect cards and take them home to pray for your kids
- Close in prayer

God, we want to be people who humbly follow You. Help us to let go of our pride. Help us to realize that other people are important too. When people do things to us that are not fair or mean, help us to turn to You for help. Help us to walk in humility knowing that our lives are in Your hands. We want to have smart hearts. We have learned that we are able to live a life pleasing to You. Help us to follow You closely every day. And please help us to do the things we have committed to do this week. In Jesus' name, Amen.

- Hand out the **MAP Books** and remind kids to complete them and bring them back next week

Praying for your kids each week is a valuable commitment. It is important to be respectful of kids' privacy, but also put the cards in a place where you will remember to pray daily. They can be kept with your daily devotional materials, hung on a bulletin board, or even folded inside out and propped up in a place where you will see them frequently.



EPISODE 5

LEADER PRAYER GUIDE

- Hand out prayer cards
- Explain to kids that you will be praying for their requests throughout the week
- Ask kids to write their prayer requests
- Collect cards and take them home to pray for your kids
- Close in prayer

God, we want to be people who humbly follow You. Help us to let go of our pride. Help us to realize that other people are important too. When people do things to us that are not fair or mean, help us to turn to You for help. Help us to walk in humility knowing that our lives are in Your hands. We want to have smart hearts. We have learned that we are able to live a life pleasing to You. Help us to follow You closely every day. And please help us to do the things we have committed to do this week. In Jesus' name, Amen.

- Hand out the **MAP Books** and remind kids to complete them and bring them back next week

Praying for your kids each week is a valuable commitment. It is important to be respectful of kids' privacy, but also put the cards in a place where you will remember to pray daily. They can be kept with your daily devotional materials, hung on a bulletin board, or even folded inside out and propped up in a place where you will see them frequently.



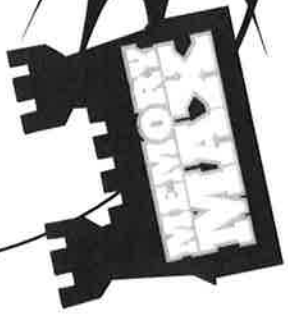
Your MISSION this week is: to have a

humble heart

David prayed that God would show him areas in his life that were wrong. One of David prayers is found in Psalm 139:23-24. Read it for yourself.

Take a moment to pray and be quiet with God. Ask God to help you see any ways you have let pride in your life.

Make a list or draw a picture representing the things you thought of as you prayed. Continue to pray about those things throughout the week and be alert, so that when pride starts to creep in, you will know it and choose to be humble instead.



**"Though the LORD is great,
He cares for the humble, but He
keeps His distance from the proud."
— Psalm 138:6**

YES, I,

your name here

Parent's Signature

have completed this week's M.A.P. book!

KIDMO™ MAP BOOK
MISSION ACTION PLAN

Knights of Beestonke



episode 5


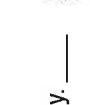


We Hereby Decree:

Pride can keep us from having a humble heart that seeks God.



From 1 Samuel 25:1-33, we heard the story of David and Nabal. How well do you remember the details of the story?

Circle "thumbs up" if it's **TRUE**. Circle "thumbs down" if it's **FALSE**.

Nabal was very wealthy.  

David protected Nabal's property and servants.  

Nabal insulted David and did not treat David fairly.  

Nabal's wife Abigail was mean and wicked.  

Abigail confused David by giving him bad tater-tots.  

Abigail helped David realize what he was going to do was wrong.  

Like David, sometimes people need help living humbly. Do you think it was easy for Abigail to stop David? Do you think she might have been afraid? Not only are we to be humble, we need to remind others to live humbly too.



Proud people **think** they are always right. Humble people do what is **right**. For example, let's say your parent or teacher asks you to help put some things away that you didn't even use. A proud person would say, "But those aren't mine!" or "Sally took those out, not me." They would be right, but a humble person would say, "OK," and then help clean up.

Jesus is the ultimate example of humility and the Bible gives us a great description of His humility. Look up **Philippians 2:3-8** and draw a line connecting the example to the verse it comes from.

- Consider others better than yourself Verse 5
- Look to the interests of others Verse 8
- Have the same attitude of Jesus Verse 3
- Be a servant Verse 4
- Humble yourself Verse 8
- Become obedient Verse 7



"You cannot _____ while trying to be _____."

What words or phrases fit the best?

- crumble
- fumble
- tumble
- mumble
- do
- humble
- gum ball
- grapefruit
- Apostle Paul