

**Knights of the Rectangle  
Lesson Outline  
Episode 1**

**Passage: 1 Samuel 16**

**LEARN IT**

**God looks at you just like he looked at David. God looks at you and says, look at his heart, look at her heart, and because of who you are on the inside, I choose you. Not because you can do things well, not because you're strong, and certainly not because you are good looking. God chooses you, because you're you, not because of what you do.**

**LINK IT**

**David had a heart after God. Most people do not. They are UNWILLING to give their hearts to God. It's like a catapult. You can load a catapult and launch it, but until it releases what is inside, it remains powerless.**

**COMPASS POINT**

**"A willing heart is where you start!"**

**LIVE IT**

**If we are to have a heart after God we've got to LET GO. Often, we find ourselves hanging on, holding out for something bigger and better when giving up and giving in gets you something greater. David was willing to give his heart, his life completely to God. He didn't hold back anything.**

**LETGO: Living Everyday Totally as God's Own.**

**It is only when the catapult lets go of what is inside that it becomes powerful. Are you willing to let God fill your life with plans and power beyond anything you could imagine?**

**Memory Max**

**"If you cling to your life, you will lose it;  
but if you give it up for me, you will find it."**

**Matthew 10:39**

# Knights of the Rectangle

## Lesson #1 A Heart After God

The purpose of this lesson plan is to:

- Create a fun and interactive learning experience
- Provide teaching options in addition to the Leader Q Card
- Creatively revisit the Bible story featured in the teaching video
- Give kids an opportunity to further explore the application point

### PROGRAM

Activity	Length of Segment	Running Time
<b>Q Card: Discussion</b>	<b>15 minutes</b>	<b>Start-15 minutes</b>
<b>Picture: Bible Story</b>	<b>5 minutes</b>	<b>15-20 minutes</b>
<b>Play: Learning Activity</b>	<b>10 minutes</b>	<b>20-30 minutes</b>
<b>Plan: Group Commitment</b>	<b>5 minutes</b>	<b>30-35 minutes</b>
<b>Prayer: Prayer Cards</b>	<b>5 minutes</b>	<b>35-45 minutes</b>

### PREP

You will need:

- One medium storage box for each small or large group
- Three small pieces of paper for each player
- Pencils, pens, crayons, or markers
- One plastic spoon for each player
- Game Prizes (optional)
- Story Props (optional)
- Prayer Cards (1 per kid)
- MAP Books (1 per kid)

### PICTURE (The Bible Story)

In this portion of your class time you have the opportunity to retell the Bible story presented earlier in the teaching video. The object is to paint a picture that kids will understand and remember. When telling the story, remember you are painting a picture for your viewers. Have fun and explore your creativity. Here are some ideas to make your storytelling more memorable:

- Try asking kids to act out the story as you read it aloud
- You might want to use pictures or props for: sheep, heifer, olive oil, shepherd's staff
- The characters in the story are: Samuel, Leaders of Bethlehem, Jesse, Abinadab, Shammah, David

**God Chooses David**  
**1 Samuel 16:1-13**

Finally, the Lord said to Samuel, "You have mourned long enough for Saul. I have rejected him as king of Israel. Now fill your horn with olive oil and go to Bethlehem. Find a man named Jesse who lives there, for I have selected one of his sons to be my new king."

But Samuel asked, "How can I do that? If Saul hears about it, he will kill me."

"Take a heifer with you," the Lord replied, "and say that you have come to make a sacrifice to the Lord. Invite Jesse to the sacrifice, and I will show you which of his sons to anoint for me."

So Samuel did as the Lord instructed him. When he arrived at Bethlehem, the leaders of the town became afraid. "What's wrong?" they asked. "Do you come in peace?"

"Yes," Samuel replied. "I have come to sacrifice to the Lord. Purify yourselves and come with me to the sacrifice." Then Samuel performed the purification rite for Jesse and his sons and invited them too. When they arrived, Samuel took one look at Eliab and thought, "Surely this is the Lord's anointed!"

But the Lord said to Samuel, "Don't judge by his appearance or height, for I have rejected him. The Lord doesn't make decisions the way you do! People judge by outward appearance, but the Lord looks at a person's thoughts and intentions."

Then Jesse told his son Abinadab to step forward and walk in front of Samuel. But Samuel said, "This is not the one the Lord has chosen." Next Jesse summoned Shammah, but Samuel said, "Neither is this the one the Lord has chosen." In the same way all seven of Jesse's sons were presented to Samuel. But Samuel said to Jesse, "The Lord has not chosen any of these." Then Samuel asked, "Are these all the sons you have?"

"There is still the youngest," Jesse replied. "But he's out in the fields watching the sheep."

"Send for him at once," Samuel said. "We will not sit down to eat until he arrives."

So Jesse sent for him. He was ruddy and handsome, with pleasant eyes. And the Lord said, "This is the one; anoint him." So as David stood there among his brothers, Samuel took the olive oil he had brought and poured it on David's head. And the Spirit of the Lord came mightily upon him from that day on. Then Samuel returned to Ramah.

**PLAY**

(Learning Activity)

In this portion of your class time you will lead your class in a fun and exciting activity that will help your kids apply the Bible lesson to their everyday lives.

## **“Let Her Rip”**

### **HOW TO START:**

- **Small Groups: Divide kids into 2 teams**
- **Large Groups: Divide kids into 4 teams**

### **HOW TO PLAY:**

- **Say, “This game is called Let Her Rip. This game will help us remember to let go of everything in our lives that keeps us from serving God.”**
- **Hand out 3 small pieces of paper and a pencil to each player**
- **Ask the players, “Think of three things in your life that you need to let go of so that you can have a heart after God” (category ideas: time, talent, treasure)**
- **Ask the players to write or draw one answer on each of their pieces of paper**
- **Begin Round #1**
- **One player from each team plays in round #1**
- **Players stand next to each other shoulder to shoulder**
- **Hand a plastic spoon to each player**
- **Place one plastic box on the ground at least 5 feet in front of the players**
- **Player #1 reads the answers on his/her papers**
- **Player #1 crumples up his/her papers and uses the plastic spoon to catapult them one at a time into the plastic box**
- **Player receives 5 points for each basket made**
- **The remaining players then take a turn**
- **The player with the most points wins the round for his/her team**
- **Begin round #2**
- **Repeat all steps for round #2**
- **Repeat all steps for more rounds as time and interest permit**

### **PLAY OPTIONS:**

- **Bonus Round: Move the box further away for bonus rounds**
- **Hand out game prizes to all players**

## **PLAN**

**(Group Commitment)**

**In this portion of your class time you have the opportunity to lead your group to make a commitment. You may select any ONE of the options provided or your group may create its own. Encourage the kids to write their commitments on their Prayer Cards so you can be praying for them during the week.**

### **Commitment Options:**

- **Develop a thankful heart: Write down 3 things that you are thankful for each day this week.**
- **Develop a loving heart: Think of one way you could show love to the people around you this week and then do it.**
- **Develop a trusting heart: Take five minutes each day this week to pray. Tell God that you want to follow Him and ask Him to guide every part of your life.**

## **PRAYER**

**In this portion of your class time, have your kids fill out the Prayer Card. Take the cards home and pray for your kids throughout the week. End your time together by praying for your group commitment.**


### **Hand out prayer cards**

- **Ask kids to fill in their commitments in the space provided.**
- **Ask kids to fill in their prayer requests in the space provided.**
- **Collect cards so you can take them home and pray for your kids.**
- **Close in prayer.**

***God, You are our King and we want to serve You more each day. Please help us to let go of anything in our lives that will keep us from loving You with all of our hearts. Help us learn how to stay away from distractions. Help us remember to take the time to pray and learn more about You and Your Word. And please help us to do the things we have committed to do this week. We love You God. In Jesus' name, Amen.***

### **Remember to...**

- **Hand out the MAP Books .**
- **Encourage kids to complete at home with an adult and bring back next week!**



### Have you ever been overlooked because you were “just a kid?”

Describe to your group a time you were overlooked as a child. Ask the kids why they think children get overlooked sometimes.

Have someone look up **1 Samuel 16:7** and read it to your group. Do the same with **1 Timothy 4:12**. Discuss what these two verses have in common. How does each verse relate to David?

### What does it mean to have a heart after God?

Imagine you are a Knight of the Rectangle and you are fighting to battle your way to the castle. In the way are all of the things that keep you from having a heart after God. Can you name some of the enemies you see?

If you are going to win the battle you must use the right weapon. What actions encourage your heart after God so you can win the battle?

### What does it mean to Live Every day Totally as God's Own?


Think about it! David was out watching sheep. He wasn't thinking of ways to become king, but he was making choices! What choices do you think David made that qualified him above his brothers to be king?

What new choice will you commit to make today to **LET GO**? Make a list and write out as many as your group can think of. Pass out the prayer cards and ask your group to write down the commitment they made so you can pray for them this week.

Review today's **Memory Max** with hand motions?

“If you cling to your life, you will lose it; but if you give it up for me, you will find it.” — **Matthew 10:39**

Close in prayer asking God to create in the life of each child a heart after God.



### Have you ever been overlooked because you were “just a kid?”

Describe to your group a time you were overlooked as a child. Ask the kids why they think children get overlooked sometimes.

Have someone look up **1 Samuel 16:7** and read it to your group. Do the same with **1 Timothy 4:12**. Discuss what these two verses have in common. How does each verse relate to David?

### What does it mean to have a heart after God?

Imagine you are a Knight of the Rectangle and you are fighting to battle your way to the castle. In the way are all of the things that keep you from having a heart after God. Can you name some of the enemies you see?

If you are going to win the battle you must use the right weapon. What actions encourage your heart after God so you can win the battle?

### What does it mean to Live Every day Totally as God's Own?


Think about it! David was out watching sheep. He wasn't thinking of ways to become king, but he was making choices! What choices do you think David made that qualified him above his brothers to be king?

What new choice will you commit to make today to **LET GO**? Make a list and write out as many as your group can think of. Pass out the prayer cards and ask your group to write down the commitment they made so you can pray for them this week.

Review today's **Memory Max** with hand motions?

“If you cling to your life, you will lose it; but if you give it up for me, you will find it.” — **Matthew 10:39**

Close in prayer asking God to create in the life of each child a heart after God.



### Have you ever been overlooked because you were “just a kid?”

Describe to your group a time you were overlooked as a child. Ask the kids why they think children get overlooked sometimes.

Have someone look up **1 Samuel 16:7** and read it to your group. Do the same with **1 Timothy 4:12**. Discuss what these two verses have in common. How does each verse relate to David?

### What does it mean to have a heart after God?

Imagine you are a Knight of the Rectangle and you are fighting to battle your way to the castle. In the way are all of the things that keep you from having a heart after God. Can you name some of the enemies you see?

If you are going to win the battle you must use the right weapon. What actions encourage your heart after God so you can win the battle?

### What does it mean to Live Every day Totally as God's Own?

Think about it! David was out watching sheep. He wasn't thinking of ways to become king, but he was making choices! What choices do you think David made that qualified him above his brothers to be king?

What new choice will you commit to make today to **LET GO**? Make a list and write out as many as your group can think of. Pass out the prayer cards and ask your group to write down the commitment they made so you can pray for them this week.

Review today's **Memory Max** with hand motions?

“If you cling to your life, you will lose it; but if you give it up for me, you will find it.” — **Matthew 10:39**

Close in prayer asking God to create in the life of each child a heart after God.



## EPISODE 1

### LEADER PRAYER GUIDE

- Hand out prayer cards
- Explain to kids that you will be praying for their requests throughout the week
- Ask kids to write their prayer requests
- Collect cards and take them home to pray for your kids
- Close in prayer

*God, You are our King and we want to serve You more each day. Please help us to let go of anything in our lives that will keep us from loving You with all of our hearts. Help us learn how to stay away from distractions. Help us remember to take the time to pray and learn more about You and Your Word. And please help us to do the things we have committed to do this week. We love You God. In Jesus' name, Amen.*

- Hand out the **MAP Books** and remind kids to complete them and bring them back next week

Praying for your kids each week is a valuable commitment. It is important to be respectful of kids' privacy, but also put the cards in a place where you will remember to pray daily. They can be kept with your daily devotional materials, hung on a bulletin board, or even folded inside out and propped up in a place where you will see them frequently.



## EPISODE 1

### LEADER PRAYER GUIDE

- Hand out prayer cards
- Explain to kids that you will be praying for their requests throughout the week
- Ask kids to write their prayer requests
- Collect cards and take them home to pray for your kids
- Close in prayer

*God, You are our King and we want to serve You more each day. Please help us to let go of anything in our lives that will keep us from loving You with all of our hearts. Help us learn how to stay away from distractions. Help us remember to take the time to pray and learn more about You and Your Word. And please help us to do the things we have committed to do this week. We love You God. In Jesus' name, Amen.*

- Hand out the **MAP Books** and remind kids to complete them and bring them back next week

Praying for your kids each week is a valuable commitment. It is important to be respectful of kids' privacy, but also put the cards in a place where you will remember to pray daily. They can be kept with your daily devotional materials, hung on a bulletin board, or even folded inside out and propped up in a place where you will see them frequently.



## EPISODE 1

### LEADER PRAYER GUIDE

- Hand out prayer cards
- Explain to kids that you will be praying for their requests throughout the week
- Ask kids to write their prayer requests
- Collect cards and take them home to pray for your kids
- Close in prayer

*God, You are our King and we want to serve You more each day. Please help us to let go of anything in our lives that will keep us from loving You with all of our hearts. Help us learn how to stay away from distractions. Help us remember to take the time to pray and learn more about You and Your Word. And please help us to do the things we have committed to do this week. We love You God. In Jesus' name, Amen.*


- Hand out the **MAP Books** and remind kids to complete them and bring them back next week

Praying for your kids each week is a valuable commitment. It is important to be respectful of kids' privacy, but also put the cards in a place where you will remember to pray daily. They can be kept with your daily devotional materials, hung on a bulletin board, or even folded inside out and propped up in a place where you will see them frequently.



David was willing to give his heart, his life completely to God. He didn't hold back anything. If we are to have a heart after God, we've got to **LET GO**.

**LET GO** stands for: **L**iving **E**very day **T**otally as **G**od's **O**wn. Are you willing to let go? Are you willing to give your life completely to God?



Write a prayer that expresses **YOUR HEART** for God. Place the prayer where you will find it at the beginning of each day. Take time each morning to revisit what you've written and as you pray, ask God to give you a heart after Him.



How fast can you find **Matthew 10:39**? Start with your Bible closed. Time yourself to see how fast you can find this week's **Memory Max**! \_\_\_\_\_ My fastest time: \_\_\_\_\_

**Johnny's** fastest time: 10 seconds



**"If you cling to your life, you will lose it; but if you give it up for me, you will find it."**

— **Matthew 10:39**

YES, I,

your name here

Parent's Signature

have completed this week's M.A.P. book!

**KIDMO**™ MAP BOOK  
MISSION ACTION PLAN

# Knights of Restonke



episode 1





## We Hereby Decree:

God doesn't look at what people look like on the outside. He looks at people's thoughts and intentions - He looks at their hearts.

Read 1 Samuel 16:6-13

Sometimes we can experience the Bible more deeply by using our imaginations. Every time you see the word **IMAGINE**, stop, close your eyes and imagine the sights, sounds, smells and thoughts that might have been a part of David's experience.

David was the youngest boy in the family and was most often forgotten and left out. Now imagine YOU are David. You are out by yourself, watching the sheep. It is quiet. All you hear is the sound of the sheep around you. Then off in the distance, you hear someone running. You look up and it is one of your brothers. They never run out to see you. Something has happened! Is it good or bad? What do you think David was thinking? **IMAGINE**

The brother told David the prophet Samuel was there and requested to see him. David must have wondered, "Why would Samuel want to see me? Am I in trouble?" When David arrived he saw his brothers and his father, all gathered together. "What in the world is going on?" What do you think David was thinking? **IMAGINE**

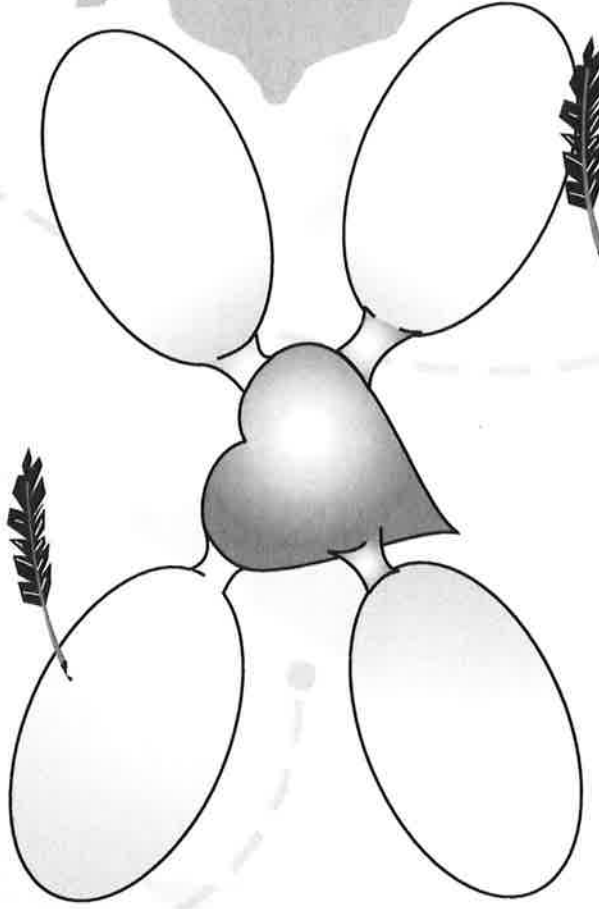
Samuel told David that he was to be the next king. He anointed David there in front of his brothers and his father. What do you think David was thinking? **IMAGINE**

Now that you've thought through the story, sit quietly and **IMAGINE** yourself as David. Start out in the field with the sheep and imagine the story all the way through. Write down any new thoughts. What did YOU think?



So what are the enemies of a heart after God?

What are some distractions to having a heart after God? Write them in the bubbles below.



**Distraction Check.** Are any of your distractions keeping you from giving your life completely to God?  
 YES  NO



k s w h t o n p i t g u s e i

Fill in the letters that are missing in this sentence.