

**Knights of the Rectangle**  
**Lesson Outline**  
**Episode 3**

**Passage: 1 Samuel 18**

**LEARN IT**

**When we compare ourselves with others we invite jealousy into our hearts.**

**LINK IT**

**We can look around at other's stuff, clothes, bikes, video game systems, friends, talents (like being able to run fast, shoot a basketball, paint, draw, read, write, or being funny), and compare what we have with what they have.**

**If we are going to have a heart after God, we've got to stop looking around and keep our eyes on the One who provides everything we need.**

**God has given you everything you need to live a life pleasing to God through knowing Jesus more and more each day. (2 Peter 1:3)**

**COMPASS POINT**

**"Beware when you compare, aye, it is not smart for your heart."**

**LIVE IT**

**We waste a lot of time comparing ourselves to others instead of changing the world for Jesus. Saul started to compare himself with David, and jealousy took over. That was the beginning of the end for Saul. David, on the other hand, kept loving and obeying God. His heart and eyes were focused not on other people but on God. It wasn't David's fault Saul lost it. David was just doing what he knew he was supposed to be doing: having a heart after God.**

**Your mission this week is to find something fascinating about a friend. Tell them you appreciate their ability to \_\_\_\_\_.**

**MEMORY MAX**

**"Christ gives me the strength to face anything."  
Philippians 4:13 CEV**

# Knights of the Rectangle

## Lesson #3 A Knight is ABLE

The purpose of this lesson plan is to:

- Create a fun and interactive learning experience
- Provide teaching options in addition to the Leader Q Card
- Creatively revisit the Bible story featured in the teaching video
- Give kids an opportunity to further explore the application point

### PROGRAM

Activity	Length of Segment	Running Time
Q Card: Discussion	15 minutes	Start-15 minutes
Picture: Bible Story	5 minutes	15-20 minutes
Play: Learning Activity	10 minutes	20-30 minutes
Plan: Group Commitment	5 minutes	30-35 minutes
Prayer: Prayer Cards	5 minutes	35-45 minutes

### PREP

You will need:

- Paper and pencil for each player
- Story Props (optional)
- Prayer Cards (1 per kid)
- MAP Books (1 per kid)

### PICTURE (The Bible Story)

In this portion of your class time you have the opportunity to retell the Bible story presented earlier in the teaching video. The object is to paint a picture that kids will understand and remember. When telling the story, remember you are painting a picture for your viewers. Have fun and explore your creativity. Here are some ideas to make your storytelling more memorable:

- Try asking kids to act out the story as you read it aloud
- You might want to use pictures or props for: robe, tunic, sword, belt, tambourines, cymbals, harp, spear
- The characters in the story are: Saul, David, Women in the town

**Saul is Jealous of David**  
**1 Samuel 18:1-16**

**After David finished talking with Saul, he met Jonathan, the king's son. There was an immediate bond of love between them, and they became the best of friends. From that day on Saul kept David with him at the palace and wouldn't let him return home. And Jonathan made a special vow to be David's friend, and he sealed the pact by giving him his robe, tunic, sword, bow, and belt.**

**Whatever Saul asked David to do, David did it successfully. So Saul made him a commander in his army, an appointment that was applauded by the fighting men and officers alike. But something happened when the victorious Israelite army was returning home after David had killed Goliath. Women came out from all the towns along the way to celebrate and to cheer for King Saul, and they sang and danced for joy with tambourines and cymbals. This was their song:**

**"Saul has killed his thousands,  
and David his tens of thousands!"**

**This made Saul very angry. "What's this?" he said. "They credit David with tens of thousands and me with only thousands. Next they'll be making him their king!" So from that time on Saul kept a jealous eye on David. The very next day, in fact, a tormenting spirit from God overwhelmed Saul, and he began to rave like a madman. David began to play the harp, as he did whenever this happened. But Saul, who had a spear in his hand, suddenly hurled it at David, intending to pin him to the wall. But David jumped aside and escaped. This happened another time, too, for Saul was afraid of him, and he was jealous because the Lord had left him and was now with David. Finally, Saul banned him from his presence and appointed him commander over only a thousand men, but David faithfully led his troops into battle.**

**David continued to succeed in everything he did, for the Lord was with him. When Saul recognized this, he became even more afraid of him. But all Israel and Judah loved David because he was so successful at leading his troops into battle.**

**PLAY**

**(Learning Activity)**

**In this portion of your class time you will lead your class in a fun and exciting activity that will help your kids apply the Bible lesson to their everyday lives.**

**"A Knight in Sight"**

**HOW TO START:**

- **Hand one piece of paper and a pencil to each player**

**HOW TO PLAY:**

- **Say, "This game is called A Knight in Sight. This game will help us to think about how God has created each of us differently so that we will all be able to do the things that He asks us to do."**
- **Ask the kids to "Find a Knight in Sight" (Find one person to pair up with)**

- **Older Kids:** Ask each kid to write his/her partner's name on the top of his/her paper
- **Younger Kids:** Ask each kid to draw a picture of his/her partner on his/her paper
- **Read question #1 aloud to the kids**
- **The kids will then ask their partners this question**
- **Older kids:** ask the players to write down the answers under their partner's names
- **Younger kids:** verbal answers only – no writing
- **Repeat all steps for each of the remaining questions**
- **Ask kids to switch partners**
- **The kids will now interview a new partner**
- **Read question #1 aloud to the kids**
- **The kids will then ask their partners this question**
- **Repeat all steps for each of the remaining questions**
- **After the kids have completed interviewing their 2 friends, you will now complete the next segment with all the kids together.**
- **Whole Group:** Ask the kids to point to anyone they interviewed who matches the Knight in Sight Descriptions (see below)
- **Read the first Knight in Sight description**
- **The kids will point to anyone matching the description**
- **Read through the remaining descriptions as the kids point to anyone who matches it**
- **After completing all the descriptions, ask the kids to share any other information they learned about other people in the group**
- **Emphasize the point: Each of us is different, and God made each one of us with the abilities, gifts, and talents to be ABLE to do exactly what he has planned for us to do.**

### **GAME QUESTIONS**

- **What is your favorite subject in school?**
- **What is one thing you are really good at?**
- **What makes you a good friend?**
- **What is your favorite thing to do?**
- **What word would people use to describe you? (ex: funny, nice, talented, etc.)**

### **KNIGHT IN SIGHT DESCRIPTIONS**

- **Find a Knight in Sight who is good at playing a sport**
- **Find a Knight in Sight who is a friend who is fun to play with**
- **Find a Knight in Sight who likes reading or writing at school**
- **Find a Knight in Sight who is good at drawing**
- **Find a Knight in Sight who is funny**
- **Find a Knight in Sight who likes PE at school**
- **Find a Knight in Sight who likes to play video games**
- **Find a Knight in Sight who likes to watch movies**
- **Find a Knight in Sight who is a friend who likes to talk with people**
- **Find a Knight in Sight who is good at singing or dancing**
- **Find a Knight in Sight who is friendly, kind, or nice**
- **Find a Knight in Sight who is good at acting**

## **PLAN**

### **(Group Commitment)**

**In this portion of your class time you have the opportunity to lead your group to make a commitment. You may select any ONE of the options provided or your group may create its own. Encourage the kids to write their commitments on their Prayer Cards so you can be praying for them during the week.**

#### **Commitment Options:**

- **Make a list of all the things that describe who you are. Pray and ask God to help you use your gifts and talents to serve Him.**
- **When you feel jealous this week, talk to an adult. Ask the adult to pray with you and ask God to help you be okay with the things and talents that you do have instead of comparing your life with others.**
- **Interview another Christian – someone in your family or a friend. Tell him/her the things that you are good at doing. Ask him/her what he/she is good at doing. Think about how God made you each different and ABLE to live a life pleasing to God.**

## **PRAYER**

**In this portion of your class time, have your kids fill out the Prayer Card. Take the cards home and pray for your kids throughout the week. End your time together by praying for your group commitment.**

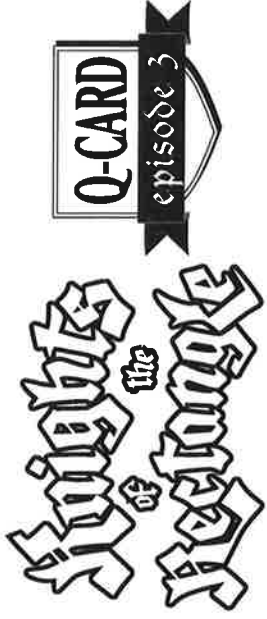
#### **Hand out prayer cards**

- **Ask kids to fill in their commitments in the space provided**
- **Ask kids to fill in their prayer requests in the space provided**
- **Collect cards so you can take them home and pray for your kids**
- **Close in prayer**

***God, thank you for creating each of us to be ABLE to live a life that is pleasing to you. When we start to compare with others, help us to remember to focus on you and how you give us everything we need. Help us to feel okay about the things that we do have so that jealousy will not creep into our hearts. Help us to do what we have committed to do this week. In Jesus' name, Amen.***

#### **Remember to...**

- **Hand out the MAP Books**
- **Encourage kids to complete at home with an adult and bring back next week!**



### Is it wrong to want?

Describe to your group a time you were jealous of something someone else had. It could be either an object or a talent.

Ask the kids what makes them jealous of other kids.

Review the story in **1 Samuel 18:5-9** by reading it out loud to your group.

Saul followed three steps on his road to jealousy. From the story, put these 3 actions in the order they happened: Saul became jealous, Saul listened to others, Saul compared himself to David.



### Why do we compare in the first place?

Comparing starts when we feel we don't have what we need or want. Brainstorm as a group things we might compare (i.e. talents, possessions...). List them on a piece of paper.

Talk about each item and answer the question, "How could this distract you from having a heart after God?"

Put hand motions to today's **Compass Point** to remind us throughout the week to "Beware when you compare, aye, it is not smart for your heart."




### How does jealousy keep us from having a heart after God?

Write down a real life situation you could encounter this week where you might be tempted to compare.

What will you do when the opportunity to compare comes up?

Give your group 30 seconds to find something fantastic about the person sitting next to each of them. Have everyone share what he or she has discovered.

Pass out the prayer cards and ask your group to write down the commitment they made so you can pray for them this week.



### Is it wrong to want?

Describe to your group a time you were jealous of something someone else had. It could be either an object or a talent.

Ask the kids what makes them jealous of other kids.

Review the story in **1 Samuel 18:5-9** by reading it out loud to your group.

Saul followed three steps on his road to jealousy. From the story, put these 3 actions in the order they happened: Saul became jealous, Saul listened to others, Saul compared himself to David.



### Why do we compare in the first place?

Comparing starts when we feel we don't have what we need or want. Brainstorm as a group things we might compare (i.e. talents, possessions...). List them on a piece of paper.

Talk about each item and answer the question, "How could this distract you from having a heart after God?"

Put hand motions to today's **Compass Point** to remind us throughout the week to "Beware when you compare, aye, it is not smart for your heart."




### How does jealousy keep us from having a heart after God?

Write down a real life situation you could encounter this week where you might be tempted to compare.

What will you do when the opportunity to compare comes up?

Give your group 30 seconds to find something fantastic about the person sitting next to each of them. Have everyone share what he or she has discovered.

Pass out the prayer cards and ask your group to write down the commitment they made so you can pray for them this week.



### Is it wrong to want?

Describe to your group a time you were jealous of something someone else had. It could be either an object or a talent.

Ask the kids what makes them jealous of other kids.

Review the story in **1 Samuel 18:5-9** by reading it out loud to your group.

Saul followed three steps on his road to jealousy. From the story, put these 3 actions in the order they happened: Saul became jealous, Saul listened to others, Saul compared himself to David.



### Why do we compare in the first place?

Comparing starts when we feel we don't have what we need or want. Brainstorm as a group things we might compare (i.e. talents, possessions...). List them on a piece of paper.

Talk about each item and answer the question, "How could this distract you from having a heart after God?"

Put hand motions to today's **Compass Point** to remind us throughout the week to "Beware when you compare, aye, it is not smart for your heart."



### How does jealousy keep us from having a heart after God?

Write down a real life situation you could encounter this week where you might be tempted to compare.

What will you do when the opportunity to compare comes up?

Give your group 30 seconds to find something fantastic about the person sitting next to each of them. Have everyone share what he or she has discovered.

Pass out the prayer cards and ask your group to write down the commitment they made so you can pray for them this week.



## EPISODE 3

### LEADER PRAYER GUIDE

- Hand out prayer cards
- Explain to kids that you will be praying for their requests throughout the week
- Ask kids to write their prayer requests
- Collect cards and take them home to pray for your kids
- Close in prayer

*God, thank You for creating each of us to be able to live a life that is pleasing to You. When we start to compare with others, help us to remember to focus on You and how You give us everything we need. Help us to feel okay about the things that we do have so that jealousy will not creep into our hearts. Help us to do what we have committed to do this week. In Jesus' name, Amen.*

- Hand out the **MAP Books** and remind kids to complete them and bring them back next week

Praying for your kids each week is a valuable commitment. It is important to be respectful of kids' privacy, but also put the cards in a place where you will remember to pray daily. They can be kept with your daily devotional materials, hung on a bulletin board, or even folded inside out and propped up in a place where you will see them frequently.



## EPISODE 3

### LEADER PRAYER GUIDE

- Hand out prayer cards
- Explain to kids that you will be praying for their requests throughout the week
- Ask kids to write their prayer requests
- Collect cards and take them home to pray for your kids
- Close in prayer

*God, thank You for creating each of us to be able to live a life that is pleasing to You. When we start to compare with others, help us to remember to focus on You and how You give us everything we need. Help us to feel okay about the things that we do have so that jealousy will not creep into our hearts. Help us to do what we have committed to do this week. In Jesus' name, Amen.*

- Hand out the **MAP Books** and remind kids to complete them and bring them back next week

Praying for your kids each week is a valuable commitment. It is important to be respectful of kids' privacy, but also put the cards in a place where you will remember to pray daily. They can be kept with your daily devotional materials, hung on a bulletin board, or even folded inside out and propped up in a place where you will see them frequently.



## EPISODE 3

### LEADER PRAYER GUIDE

- Hand out prayer cards
- Explain to kids that you will be praying for their requests throughout the week
- Ask kids to write their prayer requests
- Collect cards and take them home to pray for your kids
- Close in prayer

*God, thank You for creating each of us to be able to live a life that is pleasing to You. When we start to compare with others, help us to remember to focus on You and how You give us everything we need. Help us to feel okay about the things that we do have so that jealousy will not creep into our hearts. Help us to do what we have committed to do this week. In Jesus' name, Amen.*

- Hand out the **MAP Books** and remind kids to complete them and bring them back next week

Praying for your kids each week is a valuable commitment. It is important to be respectful of kids' privacy, but also put the cards in a place where you will remember to pray daily. They can be kept with your daily devotional materials, hung on a bulletin board, or even folded inside out and propped up in a place where you will see them frequently.



Your MISSION this week is to be **ABLE!**

Are you **ABLE?**

- A-** Always thankful for the way God made you and the skills He's given you.
- B-** Believing that God wants you to accomplish great things for Him.
- L-** Living your life in obedience to God with your eyes focused on Him.
- E-** Encouraging others by telling them what you admire about them.



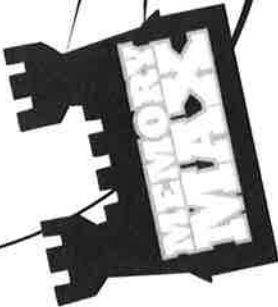
Fill in the blanks below.

I can always be thankful that God made me \_\_\_\_\_

I believe that this week, one great thing I can accomplish for God is to \_\_\_\_\_

I will live in obedience to God by starting or continuing to \_\_\_\_\_

I will encourage \_\_\_\_\_ this week by telling them how much I admire their ability to \_\_\_\_\_



**"Christ gives me the strength to face anything."  
—Philippians 4:13 CEV**

YES, I

your name here

Parent's Signature

have completed this week's M.A.P. book!

KIDMO!™ MAP BOOK  
MISSION ACTION PLAN

# Knights of Rectory



episode 3





## We Hereby Decree:

God can do a lot with little.

Remember how David killed Goliath? He did it without armor, a sword, spear or any military training. No one expected David to win, but he did. He used his faith, some smooth stones, a slingshot and a great aim to bring down the giant. What he had was more than enough for God to do something great through him.

Inside the rocks below, list some of the things you do well, the skills you have. Just like David was a great shot, your skills are the tools you have to accomplish great things for God.

## Things I do well:



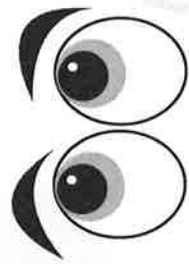
Jealousy makes us feel like we need more of something, when God has given us everything we need.

Draw a line from the eyes to the sentences that represent statements someone with their eyes on God would make. Cross out the statements someone who is jealous or proud would make.



**Julie is so lucky; she always has the best clothes to wear.**

**Did you see the new kid's house? I'm glad I don't live in a place like that.**



**Thanks God for making me good at art.**

**Of course he's the team captain, his dad is the coach.**

**Hey Chad, great job on the test today. You are really good at Math.**

**My parents might not be rich, but we have everything we need.**



**My parents might not be rich, but we have everything we need.**

Which words fit best?

- Part your hair
- Be fair
- Sit in a chair
- Smart
- Prepare
- Martial art
- Beware
- A golf cart
- K-mart