

**I AM**  
**Episode 5**  
**“God is faithful”**

**Learn It**  
**God is faithful time and time again.**

**Read Isaiah 30:18**

**Link It**  
**God has always been here and He will always be here. In all that time, God hasn't changed.**

**Just like we can count on the sun rising, we can count on God because He is faithful.**

**COMPASS POINT**  
**“Don't forget to remember!”**

**Live It**  
**Time and time again in the Old Testament God tells us to remember the great things He has done. How can we remember the faithful things God does? One way is to write down ways you've seen God's faithfulness displayed in your life. Watch and see that God is good. God is faithful time and time again.**

**Memory Max**  
**He is faithful. He doesn't do anything wrong.**  
**He is honest and fair.**  
**Deuteronomy 32:4b (NIRV)**

# I AM

## Lesson #5 God is Faithful

The purpose of this lesson plan is to:

- Create a fun and interactive learning experience
- Provide teaching options in addition to the Leader Q Card
- Creatively revisit the Bible story featured in the teaching video
- Give kids an opportunity to further explore the application point

### PROGRAM

Activity	Length of Segment	Running Time
Q Card: Discussion	15 minutes	Start-15 minutes
Picture: Bible Story	5 minutes	15-20 minutes
Play: Learning Activity	10 minutes	20-30 minutes
Plan: Group Commitment	5 minutes	30-35 minutes
Prayer: Prayer Cards	5 minutes	35-45 minutes

### PREP

You will need:

- Story Props (optional)
- Dice (one per large or small group)
- Game prizes (optional)
- Prayer Cards (1 per kid)
- MAP Books (1 per kid)

### PICTURE

(The Bible Verses)

In this portion of your class time you have the opportunity to retell the Bible verse presented earlier in the teaching video. The object is to paint a picture that kids will understand and remember. Remember you are painting a picture for your viewers. Have fun and explore your creativity. Here are some ideas to make your storytelling more memorable:

- You might ask the kids to create hand motions for this verse
- Maybe you could make verse cards to use. Write one word on each card and ask a few kids to each hold up one card. Read the cards, removing one at a time and see how much the kids can remember

### **Isaiah 30:18**

**But the LORD still waits for you to come to Him so He can show you His love and compassion. For the LORD is a faithful God. Blessed are those who wait for Him to help them.**

## **PLAY**

**(Learning Activity)**

**In this portion of your class time you will lead your class in a fun and exciting activity that will help your kids apply the Bible lesson to their everyday lives.**

### **Roll and Remember**

#### **HOW TO START:**

- **Divide kids into teams**

#### **HOW TO PLAY:**

- **Say, "It is so important for us to remember all the things that God has done. It is so important to remember that God is faithful. This game is called Roll and Remember. This game will help us to think about and remember God's faithfulness."**
- **Begin round #1**
- **Read the category for round #1 (see below)**
- **Team #1 rolls the dice**
- **Team #1 works together to name things in the category for round #1. If team #1 rolls a 3, then the team must name 3 things, etc.**
- **Team #1 earns points equal to the amount rolled**
- **Team #2 then rolls the dice**
- **Team #2 works together to name things in the category for round #1.**
- **Give each of the remaining teams a turn to complete round #1**
- **Repeat all steps for an additional 4 rounds**

#### **PLAY OPTIONS:**

- **Hand out game prizes to all players (optional)**

#### **GAME CATEGORIES:**

- **Round #1: Name things that God created**
- **Round #2: Name things that God provided**
- **Round #3: Name things or people that God loves**
- **Round #4: Name miracles that God did in the Bible**
- **Round #5: Name miracles that God has done in your life or the lives of people you know**

## **PLAN**

**(Group Commitment)**

**In this portion of your class time you have the opportunity to lead your group to make a commitment. You may select any ONE of the options provided or your group may create its own. Encourage the kids to write their commitments on their Prayer Cards so you can be praying for them during the week.**

**Commitment Options:**

- **Play the Roll and Remember game with your family at home**
- **Start a journal. Each day write down one thing that God has done in your life.**
- **Make a thank you card to God. Thank God for all the things that He has done: what He has created, how He loves you, what He provides for you.**

**PRAYER**

**In this portion of your class time, have your kids fill out the Prayer Card. Take the cards home and pray for your kids throughout the week. End your time together by praying for your group commitment.**

**Hand out prayer cards**

- **Ask kids to fill in their commitments in the space provided**
- **Ask kids to fill in their prayer requests in the space provided**
- **Collect cards so you can take them home and pray for your kids**
- **Close in prayer**

***God, thank you for being such a faithful God. We know that you will always do what you say you will do. We know that you will always take care of us as we follow you each day. Help us to never forget to remember your faithfulness. Help us to think about the things you have done for us every day so that we will trust you more and more with our lives. Thank you for the people here who love us and help us to learn about you. We want to be close to you each day. And please help us to do the things we have committed to do this week. In Jesus' name, Amen.***

**Remember to...**

- **Hand out the MAP Books**
- **Encourage kids to complete at home with an adult and bring back next week!**



### **Q1** How does someone earn the reputation of being "faithful"?

Was there a time in your life when you did a job or task without being asked? Describe the situation to your group. Ask the kids if they have a chore or responsibility they are expected to do. Do they complete the task regularly without being asked, or does a parent or adult usually have to ask them to complete the task?

### **Q2** Why are there so many different names for God?

**(NOTE TO LEADERS:** If you have research on the different names of God, bring it in. Sometimes there are posters or lists on the Internet that make for a great discussion about God's faithfulness.)

In the Bible, when God would do something like provide or protect, the people would often name that place "God is our provider" or "God is our protector." Because God provided many times, people would talk about God as "Jehovah-Jireh" which means "The Lord will provide." God earned different names because he proved himself faithful in many different ways. People will not call you a "kind person" until you are kind time and time again. With your group, brainstorm all the words you can think of that require consistent action before anyone will award you with that title. (Example: "You are a KIND person," or "You are RESPONSIBLE.")

### **Q3** Why do people forget the great things God has done?

God has proven himself faithful time and time again. He's even done great things in your life, so why is it difficult to remember what God has done?

Put hand motions to this week's Compass Point.

**COMPASS POINT:** "Don't forget to remember!"

Can your group come up with 3 steps to help you record and remember the things God does in our lives?

**Step 1:**

**Step 2:**

**Step 3:**

Pass out the prayer cards and ask your group to write down the commitment they made so you can pray for them this week.



### **Q1** How does someone earn the reputation of being "faithful"?

Was there a time in your life when you did a job or task without being asked? Describe the situation to your group. Ask the kids if they have a chore or responsibility they are expected to do. Do they complete the task regularly without being asked, or does a parent or adult usually have to ask them to complete the task?

### **Q2** Why are there so many different names for God?

**(NOTE TO LEADERS:** If you have research on the different names of God, bring it in. Sometimes there are posters or lists on the Internet that make for a great discussion about God's faithfulness.)

In the Bible, when God would do something like provide or protect, the people would often name that place "God is our provider" or "God is our protector." Because God provided many times, people would talk about God as "Jehovah-Jireh" which means "The Lord will provide." God earned different names because he proved himself faithful in many different ways. People will not call you a "kind person" until you are kind time and time again. With your group, brainstorm all the words you can think of that require consistent action before anyone will award you with that title. (Example: "You are a KIND person," or "You are RESPONSIBLE.")

### **Q3** Why do people forget the great things God has done?

God has proven himself faithful time and time again. He's even done great things in your life, so why is it difficult to remember what God has done?

Put hand motions to this week's Compass Point.

**COMPASS POINT:** "Don't forget to remember!"

Can your group come up with 3 steps to help you record and remember the things God does in our lives?

**Step 1:**

**Step 2:**

**Step 3:**

Pass out the prayer cards and ask your group to write down the commitment they made so you can pray for them this week.



### **Q1** How does someone earn the reputation of being "faithful"?

Was there a time in your life when you did a job or task without being asked? Describe the situation to your group. Ask the kids if they have a chore or responsibility they are expected to do. Do they complete the task regularly without being asked, or does a parent or adult usually have to ask them to complete the task?

### **Q2** Why are there so many different names for God?

**(NOTE TO LEADERS:** If you have research on the different names of God, bring it in. Sometimes there are posters or lists on the Internet that make for a great discussion about God's faithfulness.)

In the Bible, when God would do something like provide or protect, the people would often name that place "God is our provider" or "God is our protector." Because God provided many times, people would talk about God as "Jehovah-Jireh" which means "The Lord will provide." God earned different names because he proved himself faithful in many different ways. People will not call you a "kind person" until you are kind time and time again. With your group, brainstorm all the words you can think of that require consistent action before anyone will award you with that title. (Example: "You are a KIND person," or "You are RESPONSIBLE.")

### **Q3** Why do people forget the great things God has done?

God has proven himself faithful time and time again. He's even done great things in your life, so why is it difficult to remember what God has done?

Put hand motions to this week's Compass Point.

**COMPASS POINT:** "Don't forget to remember!"

Can your group come up with 3 steps to help you record and remember the things God does in our lives?

**Step 1:**

**Step 2:**

**Step 3:**

Pass out the prayer cards and ask your group to write down the commitment they made so you can pray for them this week.

# KIDMO!™

# M.A.P.S.

MISSION BOOK ACTION PLAN



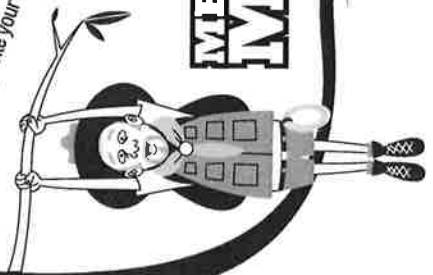
Where do you think the name  
Niagara Falls came from?  
No peeking! Go inside to  
discover the answer.

# LIVE IT!



Time and time again in the Old Testament God tells us to remember the great things He has done. How can we remember the faithful things God does? This week write down ways you've seen God's faithfulness displayed in your life.

<b>God is faithful</b>	How was God faithful to you this week?
<b>God provides</b>	How did God provide for you this week?
<b>God is love</b>	How did you experience God's love this week?
<b>God</b> <i>(Write your own)</i>	This is what God did...



**He is faithful. He doesn't do anything wrong. He is honest and fair.**

—Deuteronomy 32:4b (NIRV)

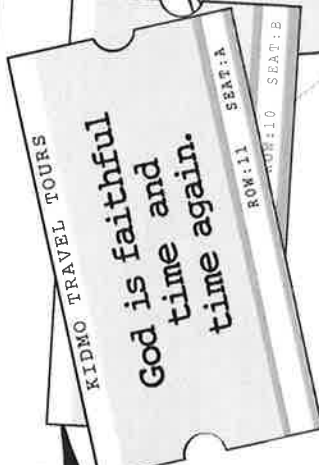
YES, I, \_\_\_\_\_ have completed this week's M.A.P. book!

your name here

Parent's Signature \_\_\_\_\_

# LEARN IT!

**FRESH FACT**  
 The word "Niagara" was derived from the Iroquois Indian word "Onguiaahra" meaning "The Strait."



Draw a line connecting the name of God to its meaning.



**El-Shaddai**

**The Lord our Righteousness**

**Jehovah-Jireh**

**God-Almighty**

**Jehovah-Tsidkenu**


**The Lord Will Provide**

The names of God and their meanings are true to what God is like. God really is **righteous, almighty** and our **provider**.

What does your name mean? Is the meaning of your name true to what you are like as a person?

**Your name** \_\_\_\_\_

**What your name means** \_\_\_\_\_



# LINK IT!

Niagara Falls has been around a long time, but not as long as God. How long has God been around? Forever! God has always been here and He will always be here. In all that time, God hasn't changed.

**FRESH FACT**  
 The deepest part of the Niagara River is just below Niagara Falls. At 170 feet, it is as deep as the height of the Falls above.

Name three things that you can count on happening **every day**.

1. \_\_\_\_\_
2. \_\_\_\_\_
3. \_\_\_\_\_

When was the last time you anxiously stayed up all night because you were afraid the sun wouldn't come up? We don't worry because we count on the sunrise **every day**. Just like we can count on the sun, we can count on God because He is faithful.



"Don't \_\_\_\_\_ to \_\_\_\_\_!"

We forgot this week's Compass Point. Can you unscramble the letters to form the missing words?

**B R R T R E O E M M G E F**