

I AM
Episode 4
“God is in control”

Learn It

God wants us to trust Him in the middle of difficult times.

Moses was surrounded by a difficult situation when he crossed the Red Sea.

Exodus 14:11-14

Link It

The true test of our trust is how we trust God in the middle of a difficult situation.

Read Proverbs 3:5, 6

COMPASS POINT

“Fear takes flight when faith is firm.”

Live It

You see it's easy to trust God when we know it's all going to turn out okay, but do you trust God when you're not so sure? That is where you can display your big bad bold belief. Trusting God, when you don't know how things are going to turn out.

Memory Max

**From the very beginning,
God has been in control of all the world.
Job 34:13 (CEV)**

I AM

Lesson #4 God is in Control

The purpose of this lesson plan is to:

- Create a fun and interactive learning experience
- Provide teaching options in addition to the Leader Q Card
- Creatively revisit the Bible story featured in the teaching video
- Give kids an opportunity to further explore the application point

PROGRAM

Activity	Length of Segment	Running Time
Q Card: Discussion	15 minutes	Start-15 minutes
Picture: Bible Story	5 minutes	15-20 minutes
Play: Learning Activity	10 minutes	20-30 minutes
Plan: Group Commitment	5 minutes	30-35 minutes
Prayer: Prayer Cards	5 minutes	35-45 minutes

PREP

You will need:

- Story Props (optional)
- Bibles (1 for every 2 kids)
- Game prizes (optional)
- Prayer Cards (1 per kid)
- MAP Books (1 per kid)

PICTURE (The Bible Verses)

In this portion of your class time you have the opportunity to retell the Bible Story presented earlier in the teaching video. The object is to paint a picture that kids will understand and remember. Remember you are painting a picture for your viewers. Have fun and explore your creativity. Here are some ideas to make your storytelling more memorable:

- You might ask the kids to play the characters in the story: Pharaoh, Egyptian Army, Moses, Israelites,
- Maybe you could use props like: soldier gear, 2 ropes used for the parting of the Red Sea, staff for Moses

Moses and the Red Sea
(Paraphrased from Exodus 14)

Moses led the people of Israel out of Egypt where they were slaves. Pharaoh, fearing he had been tricked into letting Israel free, summoned 600 chariots and all the military force he could find and hurried out after Israel. Camped beside the Red Sea, the Israelites got word that Pharaoh's army was coming.

The people said to Moses, "They're coming to kill us! Moses what have you done? You've brought us out here to die!"

Even though Moses heard the fearful cries of the Israelite people, he himself did not fear because he knew God was in control. Moses told the people, "Don't be afraid. Just stand where you are and watch the LORD rescue you. The Egyptians that you see today will never be seen again. The LORD himself will fight for you. You won't have to lift a finger in your defense!"

Moses took his shepherd's staff and waved it over the edge of the water just as God had told him to do. Instantly the water in the sea began to part leaving the ground dry. Israel crossed in between the walls of water to the other side of the sea. When they had all crossed safely Moses raised his staff again and the water closed in drowning the Egyptian army.

PLAY

(Learning Activity)

In this portion of your class time you will lead your class in a fun and exciting activity that will help your kids apply the Bible lesson to their everyday lives.

God's Promises

HOW TO START:

- **Ask kids to choose partners**
- **Hand out a Bible to each pair**

HOW TO PLAY:

- **Ask the kids, "What is a promise?"**
- **Say, "Did you know that there are many promises in the Bible? This game will help us to learn some of the promises of God. When we know that God is in control, we can trust in His promises. And then we know that we do not need to be afraid of anything."**
- **Show the Table of Contents to the kids and practice looking up a verse using the page numbers. Explain how to find a chapter and a verse.**
- **Read each promise Bible reference one at a time (see below)**
- **Partners race to find the promise verse**
- **First set of partners to find the verse raises their hands and reads the verse aloud**
- **Ask the following questions: What does this verse tell us to do? What does this verse promise that God will do? What do you think about this promise?**

PLAY OPTIONS:

- **Hand out game prizes to all players (optional)**
- **For younger kids: Look up and read the verses together**

BIBLE PROMISE REFERENCES:

- **Romans 8:28**
- **Proverbs 3:5-6**
- **John 3:16**
- **Philippians 4:6-7**
- **Matthew 6:30-33**

PLAN

(Group Commitment)

In this portion of your class time you have the opportunity to lead your group to make a commitment. You may select any ONE of the options provided or your group may create its own. Encourage the kids to write their commitments on their Prayer Cards so you can be praying for them during the week.

Commitment Options:

- **Write or draw the story of your life. Pray and ask God to be in control of the rest of your life story. Pray and ask for help to trust Him with everything in your life.**
- **Ask an adult to tell you about a time when he/she trusted God, and ask him/her what happened.**
- **Each time you feel fearful or worried this week, say to yourself, "God is in control."**

PRAYER

In this portion of your class time, have your kids fill out the Prayer Card. Take the cards home and pray for your kids throughout the week. End your time together by praying for your group commitment.

Hand out prayer cards

- **Ask kids to fill in their commitments in the space provided**
- **Ask kids to fill in their prayer requests in the space provided**
- **Collect cards so you can take them home and pray for your kids**
- **Close in prayer**

God, we know that you are in control. Help us to learn how to trust you with everything in our lives. You have promised us many things. Help us to trust in your promises. Thank you for loving us so much. Please help us to do the things we have committed to do this week. In Jesus' name, Amen.

Remember to...

- **Hand out the MAP Books**
- **Encourage kids to complete at home with an adult and bring back next week!**



What is a trial?

Describe to your group a time you went through a situation that made you sad or angry. What happened?

Ask the kids if they've experienced something that made them sad or angry.



Why would God allow trials in our lives?

Look up **James 1:2-4**. What promise does God give us?

Often times we want to get out of our trials, when God wants us to trust Him in the middle of our trials.



What can give us confidence when life seems out of control?

What was Moses' response to the Israelites when they became fearful?

Look up **Exodus 14:13, 14**. Moses believed God was in control and even though he didn't know how things were going to turn out, he trusted God would help them.

Put hand motions to this week's Compass Point.

COMPASS POINT: "Fear takes flight when faith is firm." Is the Compass Point true or not true? Discuss why.

How can we display Big Bad Bold Belief this week?

"And we know that God causes all things to work together for good to those who love God, to those who are called according to His purpose." — **Romans 8:28**

Pass out the prayer cards and ask your group to write down the commitment they made so you can pray for them this week.



What is a trial?

Describe to your group a time you went through a situation that made you sad or angry. What happened?

Ask the kids if they've experienced something that made them sad or angry.



Why would God allow trials in our lives?

Look up **James 1:2-4**. What promise does God give us?

Often times we want to get out of our trials, when God wants us to trust Him in the middle of our trials.



What can give us confidence when life seems out of control?

What was Moses' response to the Israelites when they became fearful?

Look up **Exodus 14:13, 14**. Moses believed God was in control and even though he didn't know how things were going to turn out, he trusted God would help them.

Put hand motions to this week's Compass Point.

COMPASS POINT: "Fear takes flight when faith is firm." Is the Compass Point true or not true? Discuss why.

How can we display Big Bad Bold Belief this week?

"And we know that God causes all things to work together for good to those who love God, to those who are called according to His purpose." — **Romans 8:28**

Pass out the prayer cards and ask your group to write down the commitment they made so you can pray for them this week.



What is a trial?

Describe to your group a time you went through a situation that made you sad or angry. What happened?

Ask the kids if they've experienced something that made them sad or angry.



Why would God allow trials in our lives?

Look up **James 1:2-4**. What promise does God give us?

Often times we want to get out of our trials, when God wants us to trust Him in the middle of our trials.



What can give us confidence when life seems out of control?

What was Moses' response to the Israelites when they became fearful?

Look up **Exodus 14:13, 14**. Moses believed God was in control and even though he didn't know how things were going to turn out, he trusted God would help them.

Put hand motions to this week's Compass Point.

COMPASS POINT: "Fear takes flight when faith is firm." Is the Compass Point true or not true? Discuss why.

How can we display Big Bad Bold Belief this week?

"And we know that God causes all things to work together for good to those who love God, to those who are called according to His purpose." — **Romans 8:28**

Pass out the prayer cards and ask your group to write down the commitment they made so you can pray for them this week.

LIVE IT!



You see it's easy to trust God when we know it's all going to turn out okay, but do you trust God when you're not so sure? That, my friends, is where you can display your big bad bold belief. Trusting God, when you don't know how things are going to turn out.

Write a sentence about something that is hard, but not too hard in your life.

Write a sentence about what is easy in life.

Using one or more of the words below, write a clever phrase that will remind and encourage you to trust God when times get tough. **Trust, Must, Rust, Just, Tough, Buff, Rough, Stuff, Enough, Times, Rhymes**




MEMORY MIX

From the very beginning, God has been in control of all the world.
—Job 34:13 (CEV)

YES, I, _____ your name here

have completed this week's M.A.P. book!

Parent's Signature




Compass Point answers: Fear, Faith, Firm


LEARN IT!

Moses was surrounded by a difficult situation when he crossed the Red Sea.


Look up **Exodus 14** and fill in the empty speech balloons. The Israelites displayed weak and wimpy belief. What were they saying? **Exodus 14:11**



Moses displayed big bad bold belief! **Exodus 14:13, 14**
What did Moses say?



Are you in the middle of a situation right now that requires a lot of trust in God? When someone asks you how are you handling it, what do you say?



LINK IT!

We can pray different prayers when we are in the middle of problems.

Circle which of the following prayers you should pray.

FRESH FACT #998

3 different falls make up what we call "Niagara Falls": The Canadian Horseshoe Falls, The American Falls and the Bridal Veil Falls.

"Lord, get me out of this problem!"

"Lord, my family is going through a rough time right now. Please give my parents wisdom to know how to handle it."

"God, even though things are very difficult right now, help me to have a good attitude and be a good example to my friends."

"God, my little brother is really causing me problems. Please turn him into a bug so I can squish him without getting in trouble."

"Lord, I'm having a hard time in Math. Let my teacher get sick so we won't have that test tomorrow."

COMPASS POINT

"_____ takes flight when _____ is _____."

F	A	I	T	H	B
Z	I	L	T	O	W
L	F	R	I	V	T
C	O	L	M	I	N
D	F	E	A	R	N
D	T	O	O	P	W

Find the words that are missing in this puzzle.